

SHINE PRO CEILING WASH - MODEL: EW3C

WAC LIGHTING

Responsible Lighting®

Wall Luminaires

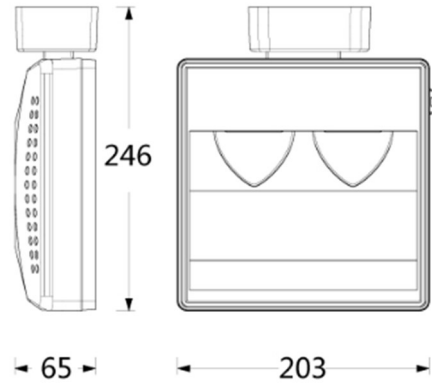
PROJECT:

TYPE:

Product Image



Line Drawing



Product Description

SHINE PRO wall mounted sky wash lamp is more decorative in architectural lighting, using wall mounting, ultra-thin and streamlined design, which is a good combination with the overall space. The lamps are equipped with horizontal and vertical light distribution systems, with the Angle adjustment structure design, excellent optical performance and flexible humanized installation accessories can bring users a perfect light environment experience, suitable for functional lighting in public high space.

Product Features

- **Body Material:** Aluminum die cast lamp body
- **Optical System:** reflector
- **Finish:** electrostatic powder spraying
- **Projection direction:** Vertical $\pm 15^\circ$ adjustment
- **Accessories/brackets:** /
- **Certification:** CCC
- **IP Rating:** IP65
- **Insulation Level:** Class I
- **Operating Temperature:** $-20^\circ\text{C}\sim 50^\circ\text{C}$

Product Specifications

- **LED Type:** COB
- **LED Power:** 39.1W (Max)
- **Source Lm:** 2700K 3564lm; 3000K 3864lm; 4000K 4104lm
- **LED Lifetime:** $>50000\text{h-L70 /B10-Ta}25^\circ\text{C(LM-80/TM-21)}$
- **CCT/CRI:** 2700K /3000K /3500K /4000K /5000K, Ra90
- **SDCM:** 3 SDCM (MONO)
- **Input:** 220VC
- **Dimming:** ON-OFF or 0-10V dimming
- **Net Weight:** Approx. 2.6Kg without packaging

Order Model

Model Comment	Power (W)	LEDs (quantity)	Max Lumens (lm)	Control Systems	Beam	CCT	Finish
EW3	C Ceiling Wash	40 40(Max)	COB	2609	EL ON-OFF	27 2700K	WT White BK Black
					220V AC Power Supply	30 3000K	
					DL 0-10V Dimming	35 3500K	
					220V AC Power Supply	40 4000K	
						50 5000K	
					U Washer (1:3)		
					W Washer (1:4.5)		

Example: EW3C-40EL-U27BK

Note: The wall washing ratio refers to the ratio of the distance between the lamp and the ceiling and the installation distance between the two lamps, as shown in the installation diagram

WAC Lighting
www.waclighting.com (US)
www.waclighting.com.cn (China)

Headquarters
44 Harbor Park Drive • Port Washington, NY
Phone (516) 515.5000 • Fax (516) 515.5050

WAC Lighting Technology (Shanghai) Co., Ltd
14, Lane 299, Bi Sheng Road, Shanghai 201204
Phone (86.21) 3393.3558 • Fax (86.21) 3362.1598

WAC Lighting reserves the right to periodically design and update products.2023-04-07

SHINE PRO CEILING WASH - MODEL: EW3C

WAC LIGHTING

Responsible Lighting®

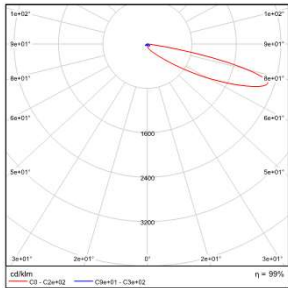
Wall Luminaires

PROJECT:

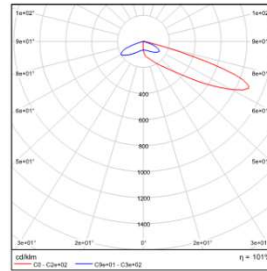
TYPE:

Accessories

LIGHT DISTRIBUTION@3000K LUMINAIRE DATA



MODEL:	EW3C-40EL-U27BK
BEAM ANGLE:	18°X100 polarized light72°
POWER:	41.3W
LUMENS:	2019lm
CBCP:	/
EFFICACY:	49lm/W



MODEL:	EW3C-40EL-W27BK
BEAM ANGLE:	24°X1 polarized light66°
POWER:	41W
LUMENS:	2609lm
CBCP:	/
EFFICACY:	63.6lm/W



U type light distribution



W type light distribution